



South America

ARGENTINA
www.turismo.gov.ar

CHILE
www.thisischile.cl

PERU
www.peru.info

BOLIVIA
www.bolivia-usa.org

COLOMBIA
www.turismocolombia.com

URUGUAY
www.uruguaynatural.com

BRAZIL
www.braziltour.com

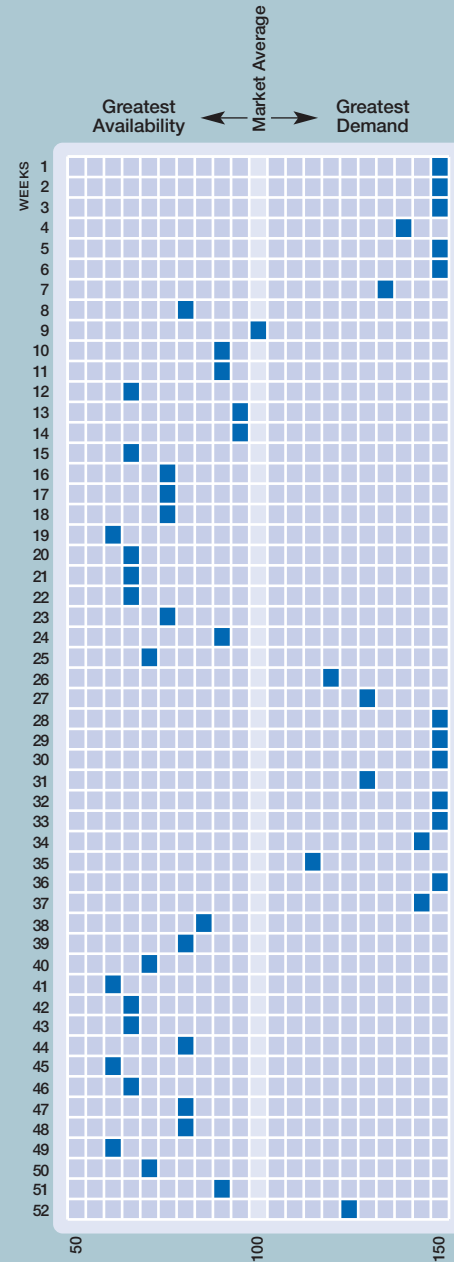
ECUADOR
www.ecuador.travel

VENEZUELA
www.venezuelatuya.com


TRAVEL DEMAND INDEX




98 Argentina and Chile, Ski Areas




16 Argentina and Chile, Other Areas



39 Brazil, Southeastern Coast and Argentina/Uruguay, Coasts



103 Brazil, Northeastern Coast and Other Northern Areas

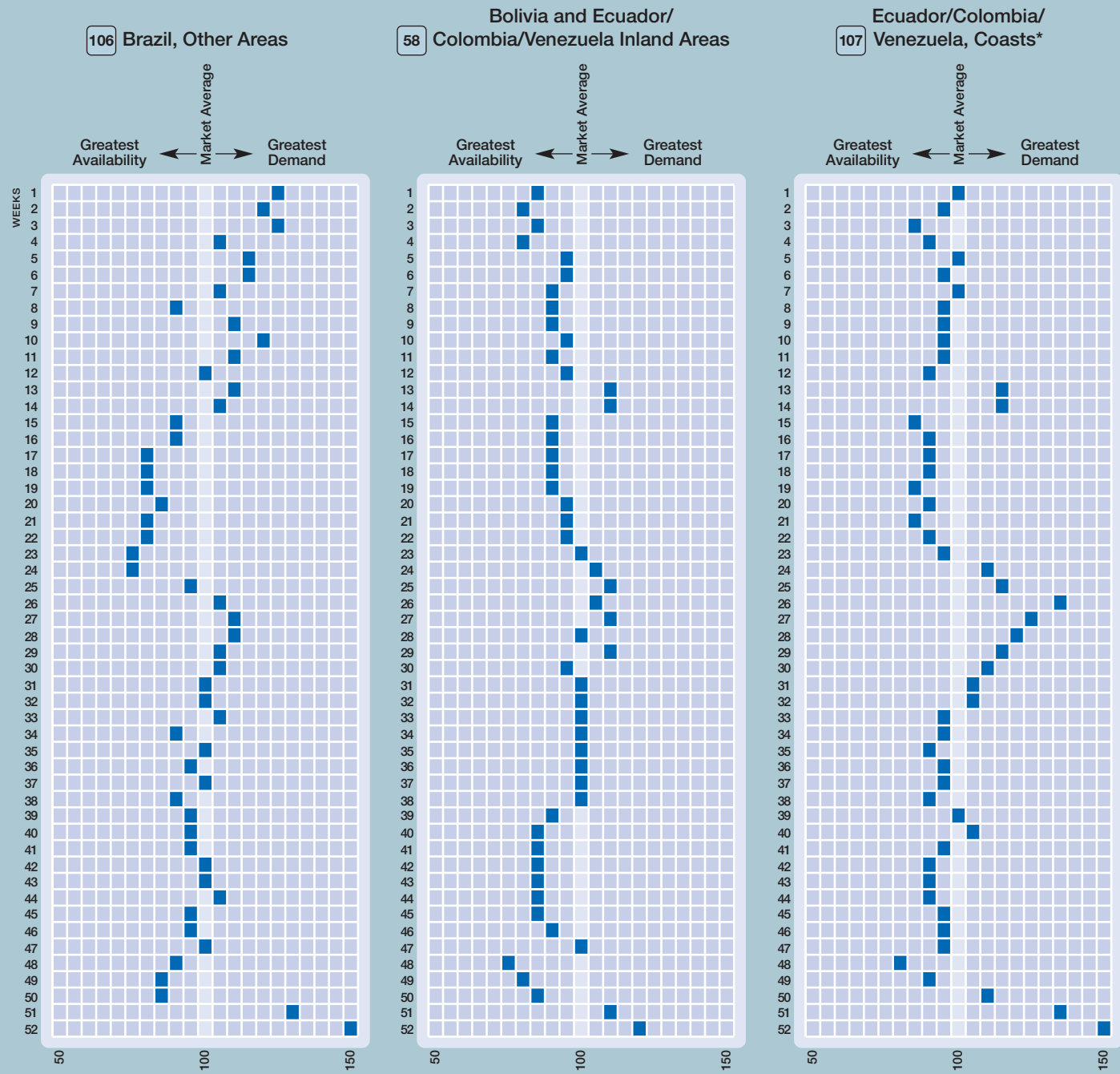


THE TRAVEL DEMAND INDEX makes it easy to plan the best times to travel. For example, if you want to visit a ski area in Chile, the best prices and availability will be during weeks 19, 41, 45, and 49. During weeks 1 through 3, 5, 6, 28 through 30, 32, 33, and 36 you can expect prices to be higher than average and availabilities to be more limited.

Each resort listing includes the applicable Travel Demand Index chart number.



South America



*See Caribbean and Atlantic Islands for Margarita Island.